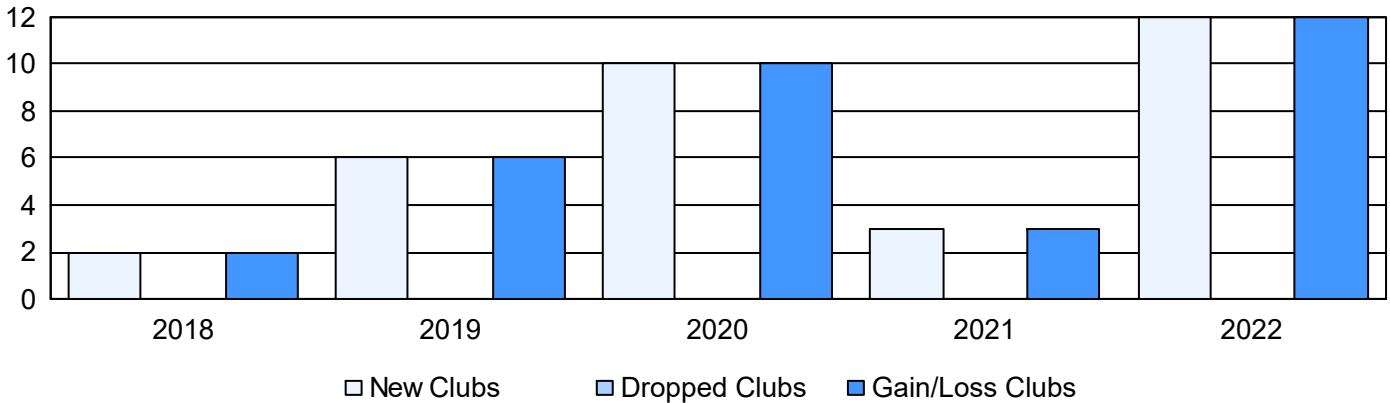
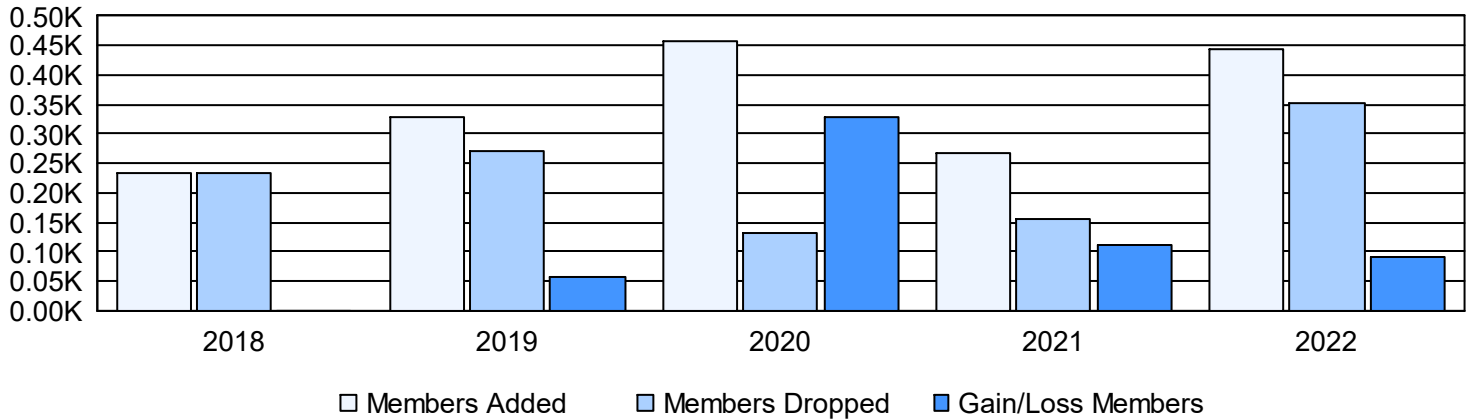


Year	New Clubs	Dropped Clubs	Gain/ Loss Clubs	New Members	Charter Members	Reinstate Members	Transfer Members	Total Member Added	Total Members Dropped	Gain/ Loss Members
2017-2018	2	0	2	143	70	15	5	233	232	1
2018-2019	6	0	6	153	160	5	10	328	270	58
2019-2020	10	0	10	209	229	3	18	459	132	327
2020-2021	3	0	3	172	70	8	16	266	156	110
2021-2022	12	0	12	152	283	4	6	445	353	92
Average	7	0	7	166	162	7	11	346	229	118

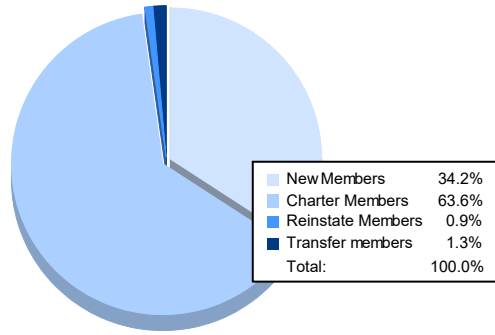
Clubs



Members



Membership Composition June 2022 Cumulative



Gender Composition June 2022 Cumulative

